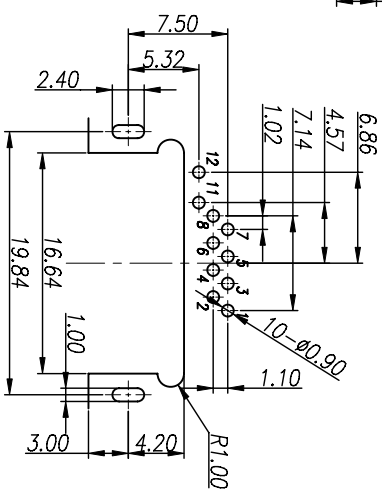
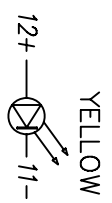
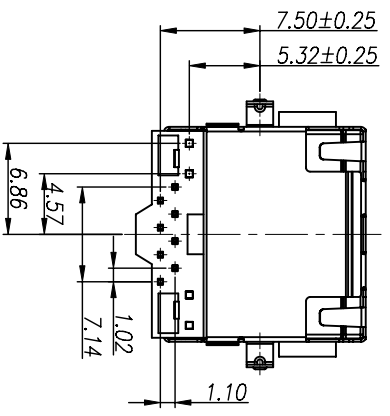
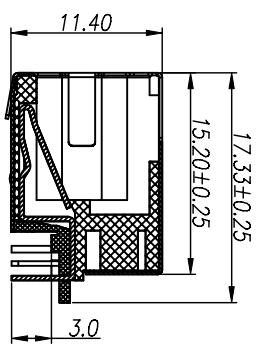
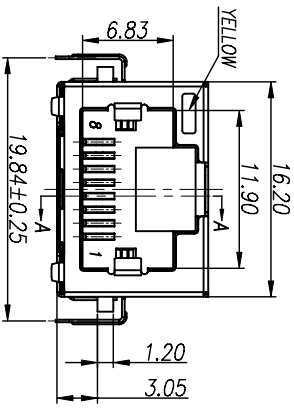
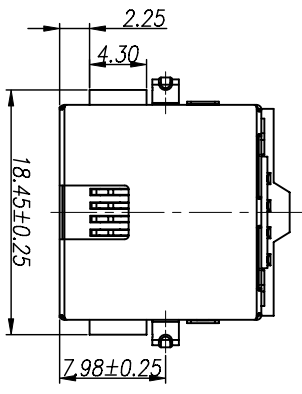


CATEGORY	DESCRIPTION	P/N #	REV.	ECN NO	DESCRIPTION	REVISED	DATE
CONNECTOR	Modular Jack, 8P8C, R/A, With LED	MJ88-XX11-HLRVLB	A01		New Release	XSY	2015.05.05



RECOMMENDED PCB LAYOUT (TOP VIEW)
(ALL TOLERANCES ARE ±0.05)

See Table 1

X	HOUSING COLOR
X	BLACK
Y	YELLOW


See Table 2

X	Terminal Plating
0	Au 1u" Plating
1	Au 3u" Plating
2	Au 6u" Plating
3	Au 15u" Plating
4	Au 30u" Plating
5	Au 50u" Plating

- Specifications:
1. Rated Current: 1.5A
 2. Contact resistance: 40mΩ MAX.
 3. Insulation resistance: 500MΩ MIN.
 4. Dielectric withstand: 500V AC for 1 minute
 5. Operating temperature: -40°C~+80°C
 6. Insertion/Extraction life: 750 Cycles

NO.	PART NAME	Q'TY	MATERIAL	PLATING & COLOR	Remark
e	LED-L	1	YELLOW		
d	Terminal	8	Phosphor Bronze T=0.35mm	Au/Tin Plating	
c	Cover	1	PA9T UL94V-0	See Table 1	
b	Shell	1	BRASS T=0.20mm	Ni Plating	
a	Housing	1	PA9T UL94V-0	See Table 1	

UNLESS OTHERWISE SPECIFIED TOLERANCES	DECIMALS:	ANGLES:
	X : ±0.5	X : ±2°
	X.X : ±0.3	X.X : ±1'
	X.XX : ±0.2	


东莞市合陵电子有限公司
 Dongguan Heling Electronic Co.,LTD

SCALE: 1/1	UNIT: mm	DWG. NO:
SIZE: A4	PAGE: 10F-1	WI-061-133
REV: A01		

APPROVED BY: XSY
 CHECKED BY: XSY
 PREPARED BY: XSY

CUSTOMER COPY